



OzBow Certification Program Score Sheet

Name	
------	--

Distance	
----------	--

Bow Type	
----------	--

							End Score	Accumulative Score
End 1								
End 2								
End 3								
End 4								
End 5								
							Distance Total	

Archers Signature:	
-----------------------	--

Witness Signature:	
-----------------------	--



OzBow Program Instructions





Here are the scores you need to achieve on a 120cm target face in order to gain the award for each distance using the bow of your choice! Good luck!

1. Write your name, Distance and bow type (if you are unsure of your bow type ask the Director of Shooting) in the spaces provided below.

2. Let the Director of Shooting know that you are ready to start your first scoring end. (An end of arrows in this program is 6 arrows AND you will shoot 5 Ends to arrive at your final score.)

3. You will need a 2nd person on your target to help you with scoring. They will call the value of each of your arrows - starting with the highest scoring arrow.

4. Write the value of each arrow in the spaces provided and then add up the score for that end. Then keep a running total for the distance as you complete each of the 5 Ends.

Distance	Level	Recurve	Compound	Barebow	Longbow
10m	Novice Archer	120	130	100	80
15m	BLACK 15	130	140	110	90
20m	BLUE 20	140	150	120	100
25m	BLUE 25	150	160	130	110
30m	RED 30	160	170	140	120
35m	RED 35	170	180	150	130
40m	GOLD 40	180	190	160	140
45m	Club Archer	190	200	170	150
<p>The recurve bow is similar to the beginners bow and usually has a sight, stabilizers and a pressure button and a clicker.</p> <p>The compound bow can be identified by several strings and a wheel / cam system</p> <p>The barebow recurve is similar to the beginners bow but does not have a sight</p> <p>The Longbow has no curve in the limbs is one piece and does not have a sight.</p>					

5. When you have completed 5 ends have the person who was calling your arrows initial your score sheet and sign the score sheet yourself before returning the score sheet to the Director of Shooting.

6. If you have achieved the score required to complete the distance you will receive a sticker for your OzBow certificate to indicate your success.

7. Then next week you can move on to the next distance!