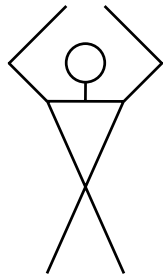




**HAND SIGNALS
SUMMARY**




Trouble at Target



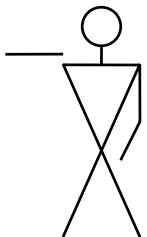
Bouncer



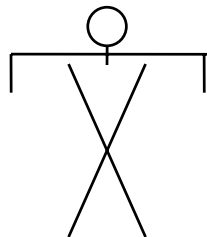
Equipment Failure



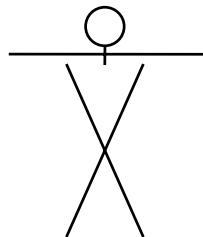
Send Archers forward for Scoring



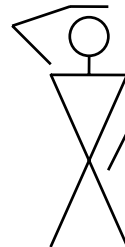
Proceed with Scoring



Hanger



Pass Through



Repeat the Signal

Proper Accompanying Finger Signals (Right hand always)



One arrow to shoot



Two arrows to shoot



Three arrows to shoot



All arrows shot

For 4, 5, 6 arrows to shoot use a combination of 3 + 1, 3 + 2, 3 + 3.

LIGHT AND SOUND SIGNALS - SUMMARY

Occupy Shooting Line
Start Shooting
30 seconds left
Stop Shooting - Time Up
Scoring

Two sound signals
One sound signal

Two sound signals
Three Sound signals

Red Light
Green Light
Yellow Light
Red Light
Red Light

Emergency - Stop Shooting

SERIES OF SOUND SIGNALS